

# Request Form - Belt Conveyor

## Customer Information

Date:

Company:

Contact:

Phone:

E-Mail:

Quotation needed by:

## Belt Conveyor

Number of conveyors:

Frame width [mm]:

☐ 40mm ☐ 80mm ☐ 120mm ☐ 160mm ☐ 200mm ☐ 240mm ☐ 300mm ☐ 400mm ☐ 500mm ☐ 600mm  
☐ 700mm ☐ 800mm ☐ 1000mm ☐ 1200mm Custom Width: \_\_\_\_\_

Total length [mm]:

Speed [m/min]: ☐ Constant: \_\_\_\_\_ ☐ Adjustable from: \_\_\_\_\_ to \_\_\_\_\_

Speed controller: ☐ Yes (wired, cable length 10ft) ☐ No

Total load on conveyor [kg]:

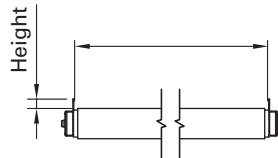
Side Guides:

Yes No

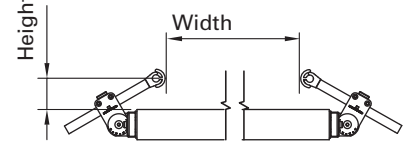
Height [mm]: \_\_\_\_\_

Height [mm]: \_\_\_\_\_ Width [mm]: \_\_\_\_\_

Fixed ☐



Adjustable ☐



Product dimensions [mm]: Length: \_\_\_\_\_ Width: \_\_\_\_\_ Height: \_\_\_\_\_

Product weight [kg]:

Product material:

Product temperature [°F]:

Ambient temperature [°F]:

## Drive and Idler

Standard voltage: ☐ Δ 208-230V / Y 460V, 60Hz

Other voltage: ☐ 24V BLDC ☐ Special Voltage:

☐ Drum motor

☐ Indexing operation Cycles/min: \_\_\_\_\_ Travel time [s]: \_\_\_\_\_ Distance [mm]: \_\_\_\_\_

☐ Accumulating Accumulated load [kg]: \_\_\_\_\_

Transport direction: ☐ Pulling ☐ Pushing ☐ Reversing

Drive type: \_\_\_\_\_



Detailed description in our Robotunits catalogue, section Conveyor Technology.

Belt properties:

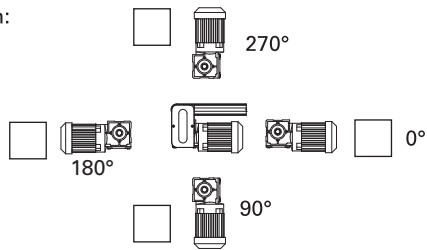
☐ Adhesive ☐ Accumulating ☐ Cut-resistant ☐ Food-safe ☐ Electrically conductive  
☐ UV-resistant ☐ Chemical-resistant ☐ Oil-resistant ☐ Other:

Cleats: ☐ Height [mm]: \_\_\_\_\_ Pitch [mm]: \_\_\_\_\_

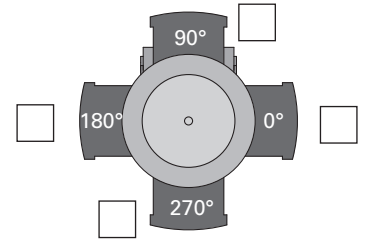
# Request Form - Belt Conveyor

## Motor and Terminal Box

Motor position:



Terminal box position:



☐ Thermal contact:

☐ Thermal sensor:

## Support Frame

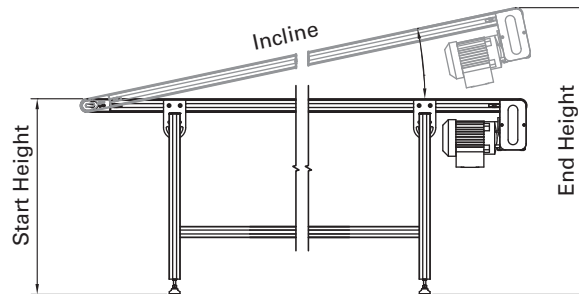
☐ Yes (assembled)

☐ Yes (supplied in kit form)

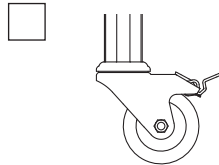
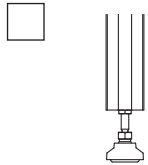
Start height [mm]: \_\_\_\_\_

End height [mm]: \_\_\_\_\_

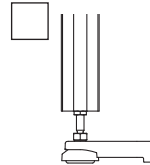
Incline [°]: \_\_\_\_\_



Foot type:



Floor mounting bracket:



## Information / Sketch