




## Turnkey Conveyor Solutions



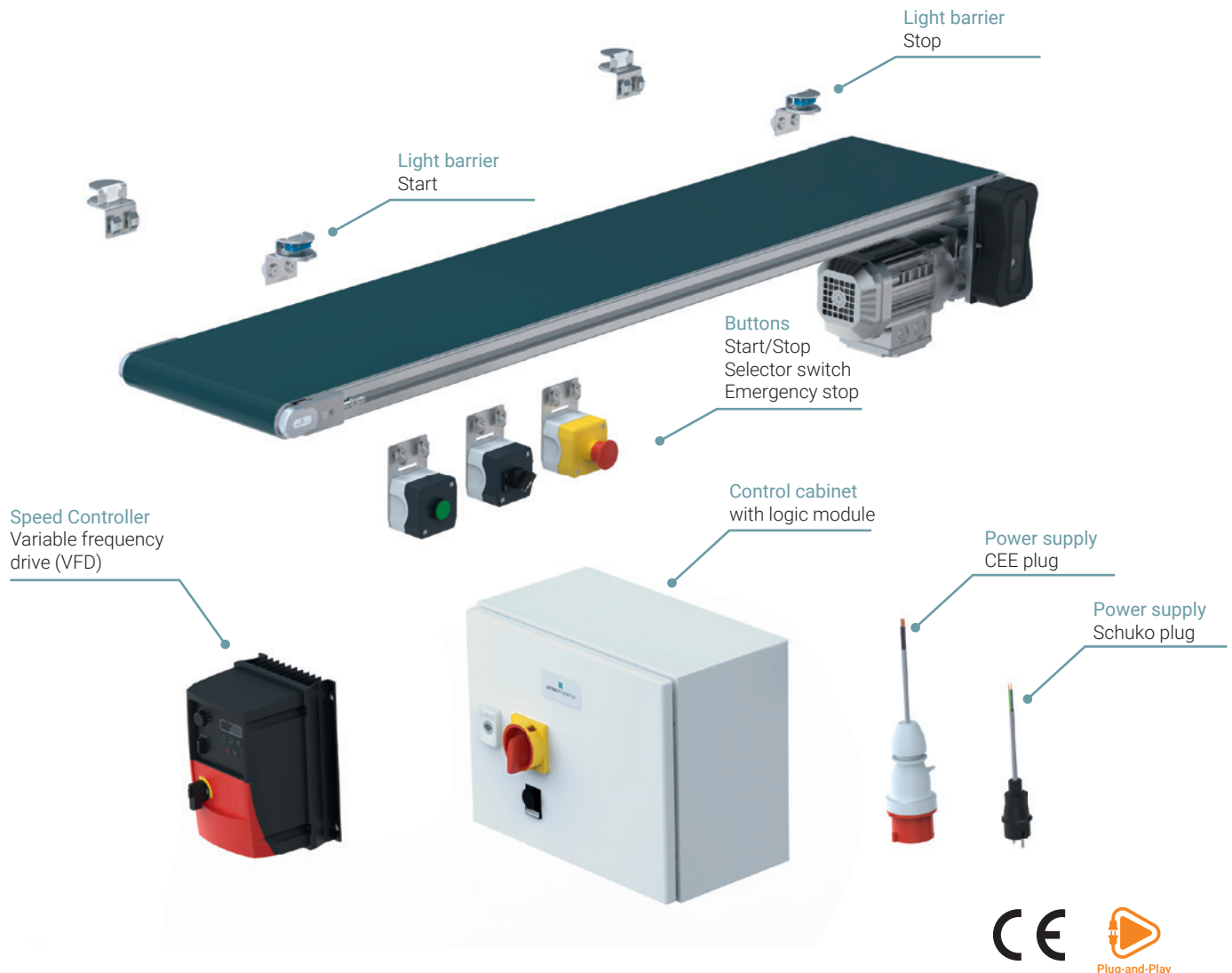
The Robotunits conveyor technology  
for start/stop and indexing operation

# Turnkey Conveyor Solutions

## *Start/stop and indexing operation*

Belt conveyors, modular belt conveyors and timing belt conveyors each offer specific advantages for material transport. Our Belt Conveyors are customizable in terms of dimensions, belt properties and drive configurations. The robust Modular Belt Conveyors offer maximum design freedom thanks to the multiple possible combinations of straight sections, curves and inclines. Timing Belt

Conveyors ensure precise positioning and high process reliability. All conveyors can be equipped with sensors, light barriers and buttons for indexing or start/stop operation. Robotunits offer plug-and-play solutions, including a control system and control cabinet that are optimized to match your work processes. Your advantage: install, plug in and start manufacturing!



### Belt Conveyor

#### Properties/Applications

- Free choice of dimensions, belt properties and idler options
- Front end timing belt drive, front end direct drive, center drive
- Incline conveyor tasks



### Modular Belt Conveyor

#### Properties/Applications

- Multiple combinations of straight, curved and inclined sections possible
- Heavy loads
- Accumulating operation
- Incline conveyor tasks



### Timing Belt Conveyor

#### Properties/Applications

- Tracking strip for absorbing lateral forces
- Multiple lane options available
- High process reliability
- Indexing and positioning tasks

# Turnkey Conveyor Solutions

## *Start/stop and indexing operation*

### Selector switch

- Start and stop via selector switch



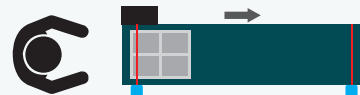
### Stop sensor

- Conveyor runs in continuous mode
- Stop triggered via an interrupted light barrier at the end of the conveyor
- Start triggered via an uninterrupted light barrier at the end of the conveyor



### Start sensor and stop sensor

- Start triggered via light barrier at the start of the conveyor
- Stop triggered via light barrier at the end of the conveyor
- No start if the light barrier is interrupted at the end of the conveyor



### Start button and stop sensor

- Start via manual start button
- Stop is triggered via the light barrier at the end
- No start if the light barrier is interrupted at the end of the conveyor



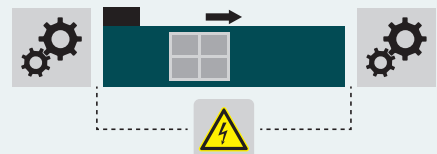
### Start sensor with time control

- Start via light barrier – belt run time tracking is triggered
- Product is transferred up until the mechanical stop
- Automatic stop after preset belt run time ends



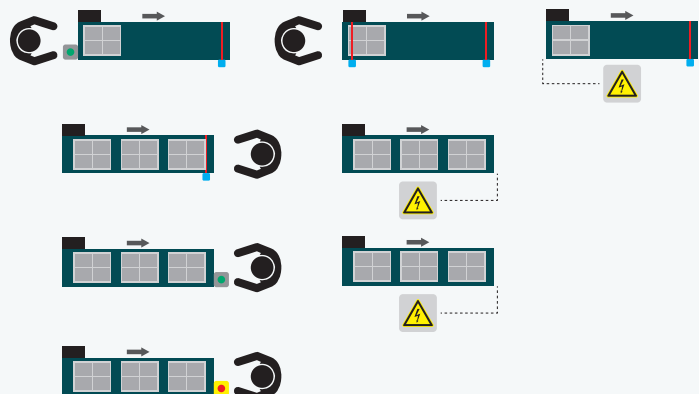
### Customer signal

- Start via customer signal
- Product is received, transported and transferred
- Stop via customer signal



### Indexing operation

- Start is triggered via a button, a light barrier or a customer signal
- Stop is triggered via a light barrier or a customer signal
- Conveyor unloading is triggered via a button or a customer signal
- Emergency stop is optional





## Standardized application solutions customized to your needs

The field-tested applications from the Robotunits Modular Automation System offer ingenious solutions for the simple optimization of your processes.



Discover applications  
[www.robotunits.com/en/applications/](http://www.robotunits.com/en/applications/)



**Outstanding Quality**



**Uncompromising Service**



**Fastest Delivery Times**