



## Workbenches and Material Handling



The Robotunits Workbenches and Material Handling Systems:  
customized to your needs

# Workbenches and Material Handling Systems

## *Customized solutions – from simple to complex*

Whether in assembly, inspection, or packaging, simple design and streamlined workflows are essential for maximizing productivity. In doing so with the new Robotunits Workbench series: you can optimize ergonomics, integrate material flow and access necessary tools – in the most efficient way.

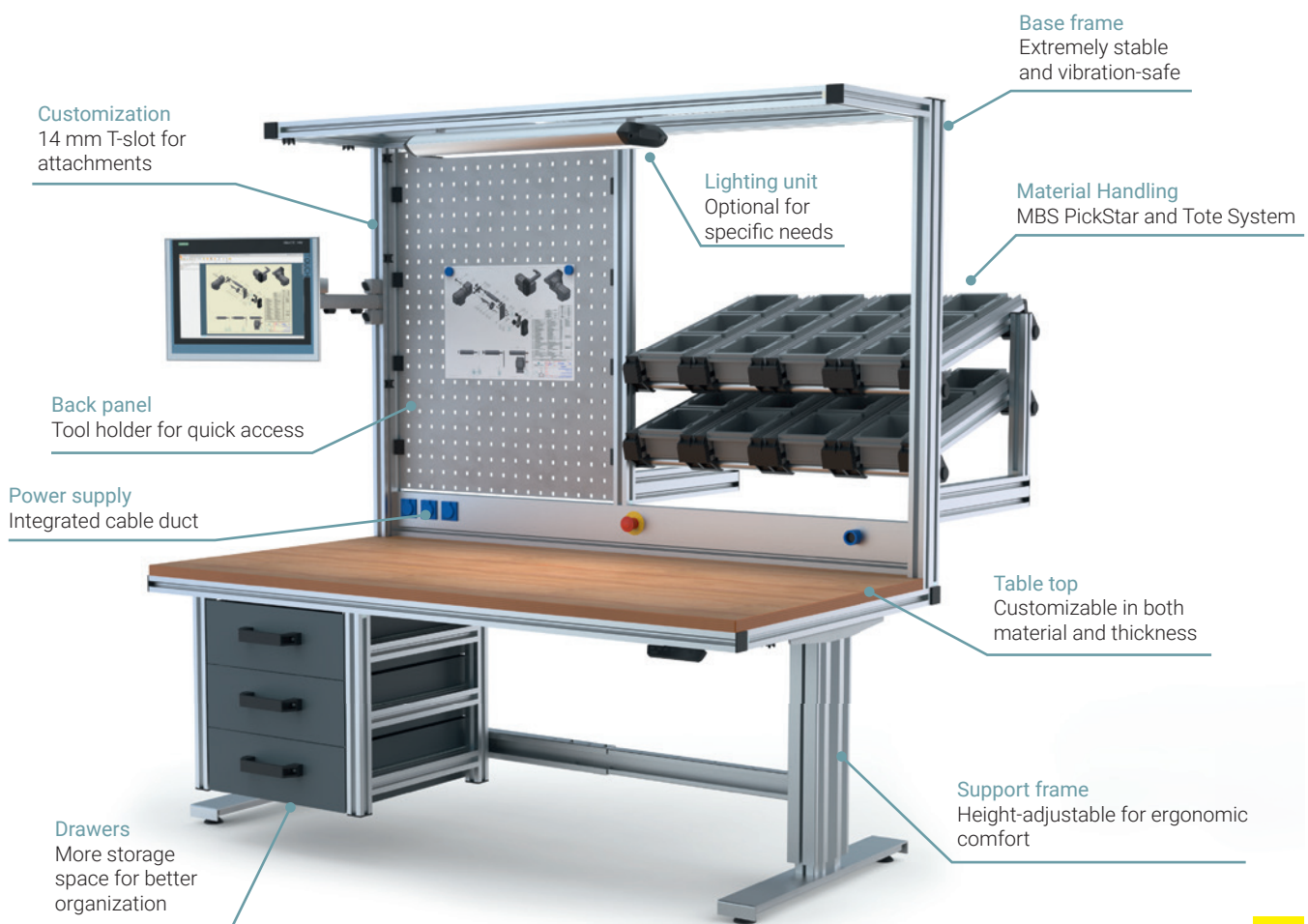
### Facts

- Fully customizable in size, design, and function
- Easy attachment of additional components
- Compatible with the entire Modular Automation System

Robotunits workbenches provide exactly that: customized design, high stability, and virtually unlimited expansion options. These workstations are fully adaptable to your unique requirements and seamlessly integrate with the Modular Automation System.

### Benefits

- Enhanced ergonomics and optimal working conditions
- Tailored to meet your specific needs
- Seamless integration with material handling systems (MBS PickStar), conveyor technology, and more



Also available as an ESD version



### Workbenches, MBS PickStar and Totes: stand-alone or a perfect combination

Our workbenches, MBS PickStar, and Tote System offer unmatched flexibility for modern production environments. Designed to be both stable and customizable, these ergonomic workstations can be configured as standalone units or integrated into comprehensive automation solutions.

When used together, they enhance workplace organization and ensure efficient, just-in-time material supply - making sure the right components are always available at the right time. The result: leaner processes and increased productivity.

# Workbenches and Material Handling Systems

*Perfect synergy for optimized work processes*




# Workbenches and Material Handling Systems

*Customized solutions*



Workbench - heavy duty with stainless steel table top



Pull-out shelves



Workbench - adjustable via hand crank



Expansion possible via attachments using the 14 mm slot



Workbench with integrated belt conveyor



Flow Racks - combination of MBS and Totes






## Standardized application solutions customized to your needs

The field-tested applications from the Robotunits Modular Automation System offer ingenious solutions for the simple optimization of your processes.



Discover applications  
<https://robotunits.com/en-us/applications/>



**Outstanding Quality**



**Uncompromising Service**



**Fastest Delivery Times**