



***EASILY CONSTRUCTED
SAFETY FENCE SYSTEM***



Safety standard requirements have never been as demanding as today. National and international standards have to be considered. Quickly changing production requirements and continuous upgrades and adaptations require a flexible and time-saving Safety Fence System.

Order completely pre-assembled components that are easily and quickly installed. Nothing is so simple and safe as the Safety Fence System from Robotunits.



Turn-key offer

- included in the price and delivery: ready-to-insert, completely assembled elements (including safety fence foot and connectors between elements)
- modular safety fence system with flat and door panels
- standard widths from 518 mm to 1507 mm or special-width panels
- standard height 2200 mm or special height panels



Ready to install

- easy installation of fully assembled panels
- minimum installation time



One Mesh Clip, many functions

- impact rated up to 80 kg at 10 km/h
- small number of parts
- visually appealing design



High flexibility

- quick installation of all panels
- panels can be easily removed to gain access to machine area
- adjustable to any angle



Easy installation

- only one person required for setup
- only one Allen wrench size needed
- reusable components



Fully integrated Safety Fence System

- uniform slot size and shape
- completely compatible with entire Modular Automation System
- quick and easy attachment of accessories
- use of standard screws and standard panels



Save time, cut cost




- no additional design expenses
- simple panel selection
- efficient one-person installation
- simple adjustment and setup on-site
- just one order code for the complete safety fence panels
- easy attachment of accessories (safety switches, etc.)



Safety

- complete documentation
- meets European Machinery Safety Standards and the latest automotive industry specifications





Easily constructed Safety Fence System

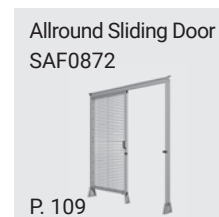
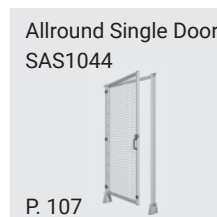

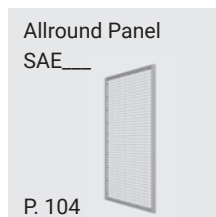
Basic System

Page 94



Allround System

Page 102



Safety Fence Accessory Overview

Page 142

Safety Distances for Safety Systems

Page 201

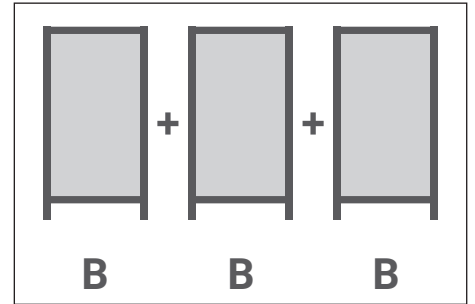


Basic System


The Basic system is the "classic" among Robotunits safety fence systems. Easy to use and low in price. Ideal for standard applications in machine design and in production automation. The Basic system is capable of stopping up to 80 kg at 10 km/h.

How does the Basic system work?

With the Basic system, the Basic panels (B) or Basic doors (D) are lined up and then directly connected with one another using Safety Fence Fasteners.




Basic System Overview



Panel Options

Weld Mesh with Weld Mesh Clip



Polycarbonate with Panel Profile



Basic Panel



Basic Doors

Single Door



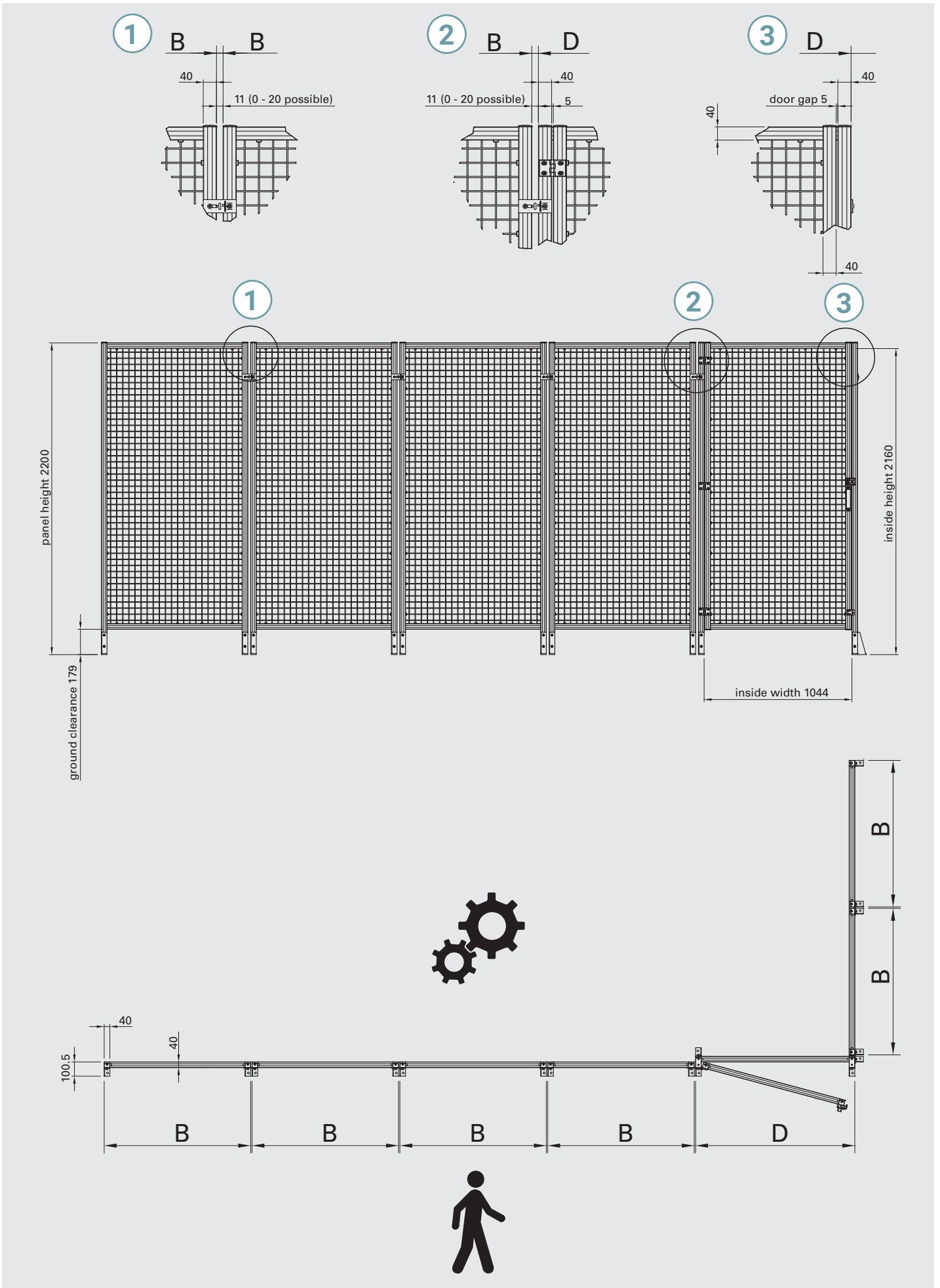
Double Door




Sliding Door



Basic System Dimensions



**Panel Options:**

Weld Mesh or
4 mm thick Polycarbonate

Application

For general safety fencing

Technical Data

Material: EN AW-6063-T66 clear anodized aluminum; galvanized steel, powder-coated, chrome silver steel; black ABS V0 composite; Weld Mesh or Polycarbonate; conductive Weld Mesh and frame; Safety Fence Floor Bracket height adjustable from - 20 / + 5 mm

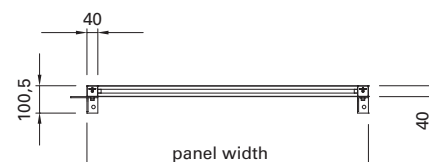
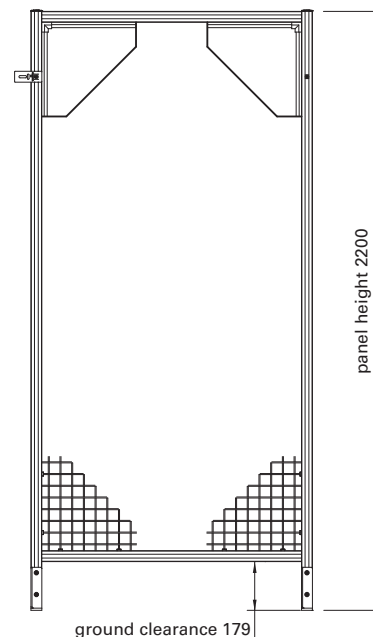
Scope of Delivery

Completely pre-assembled, consisting of:

- 2 Post Extrusions 40x40 PIL4140
 - 2 Horizontal Extrusions 40x40 PIL4140
 - 4 Fasteners FAS4041
 - 1 Safety Fence Fastener TIN4511
 - 2 End Caps CAP4041
 - 2 Safety Fence Floor Brackets BAP2051
- Panel option according to the order code:
- Weld Mesh with Weld Mesh Clip and Safety Fence Mesh Retainer
 - Polycarbonate with Panel Profile

Design tip:


Standard widths offer an outstanding price/performance ratio and quick delivery.



Order Code

Description	Order Code	Weight
Basic Panel Standard Width, Weld Mesh, 518x2200 mm	SBE0518SNA	11.797 kg
Basic Panel Standard Width, Weld Mesh, 776x2200 mm	SBE0776SNA	14.610 kg
Basic Panel Standard Width, Weld Mesh, 1034x2200 mm	SBE1034SNA	17.425 kg
Basic Panel Standard Width, Weld Mesh, 1507x2200 mm	SBE1507SNA	22.584 kg
Basic Panel Standard Width, Polycarbonate, 518x2200 mm	SBE0518PNA	12.993 kg
Basic Panel Standard Width, Polycarbonate, 776x2200 mm	SBE0776PNA	16.120 kg
Basic Panel Standard Width, Polycarbonate, 1034x2200 mm	SBE1034PNA	19.246 kg
Basic Panel Standard Width, Polycarbonate, 1507x2200 mm	SBE1507PNA	24.977 kg

Drawing dimensions in mm

**Panel Options:**

Weld Mesh or
4 mm thick Polycarbonate

Application

For general safety fencing

Technical Data

Material: EN AW-6063-T66 clear anodized aluminum; galvanized steel, powder-coated, chrome silver steel; black ABS V0 composite; Weld Mesh or Polycarbonate; conductive Weld Mesh and frame; Safety Fence Floor Bracket height adjustable from - 20 / + 5 mm

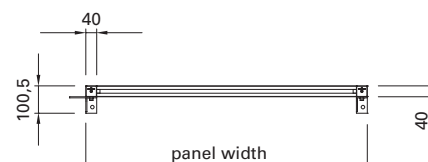
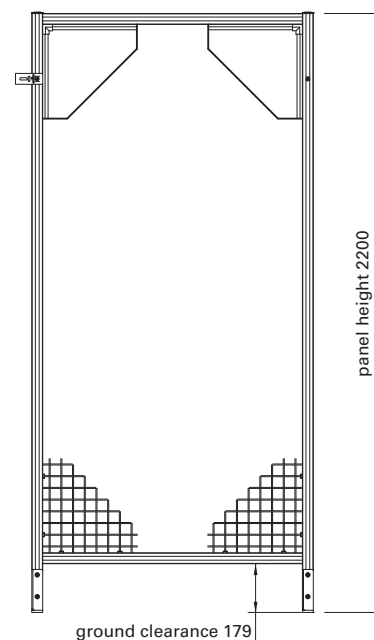
Scope of Delivery

Completely pre-assembled, consisting of:

- 2 Post Extrusions 40x40 PIL4140
 - 2 Horizontal Extrusions 40 x 40 PIL4140
 - 4 Fasteners FAS4041
 - 1 Safety Fence Fastener TIN4511
 - 2 End Caps CAP4041
 - 2 Safety Fence Floor Brackets BAP2051
- Panel option according to the order code:
- Weld Mesh with Weld Mesh Clip and Safety Fence Mesh Retainer
 - Polycarbonate with Panel Profile

Note for Polycarbonate panel option:

Any special widths from 152 to 1506 mm are available.

**Order Code**

Description	Order Code	Weight
Basic Panel Special Width, Weld Mesh, 131x2200 mm	SBE0131SNA	7.578 kg
Basic Panel Special Width, Weld Mesh, 174x2200 mm	SBE0174SNA	8.046 kg
Basic Panel Special Width, Weld Mesh, 217x2200 mm	SBE0217SNA	8.515 kg
Basic Panel Special Width, Weld Mesh, 260x2200 mm	SBE0260SNA	8.984 kg
Basic Panel Special Width, Weld Mesh, 303x2200 mm	SBE0303SNA	9.453 kg
Basic Panel Special Width, Weld Mesh, 346x2200 mm	SBE0346SNA	9.922 kg
Basic Panel Special Width, Weld Mesh, 389x2200 mm	SBE0389SNA	10.391 kg
Basic Panel Special Width, Weld Mesh, 432x2200 mm	SBE0432SNA	10.859 kg
Basic Panel Special Width, Weld Mesh, 475x2200 mm	SBE0475SNA	11.328 kg
Basic Panel Special Width, Weld Mesh, 518x2200 mm	SBE0518SNA	11.797 kg
Basic Panel Special Width, Weld Mesh, 561x2200 mm	SBE0561SNA	12.266 kg
Basic Panel Special Width, Weld Mesh, 604x2200 mm	SBE0604SNA	12.735 kg
Basic Panel Special Width, Weld Mesh, 647x2200 mm	SBE0647SNA	13.204 kg
Basic Panel Special Width, Weld Mesh, 690x2200 mm	SBE0690SNA	13.672 kg
Basic Panel Special Width, Weld Mesh, 733x2200 mm	SBE0733SNA	14.141 kg
Basic Panel Special Width, Weld Mesh, 776x2200 mm	SBE0776SNA	14.610 kg
Basic Panel Special Width, Weld Mesh, 819x2200 mm	SBE0819SNA	15.079 kg
Basic Panel Special Width, Weld Mesh, 862x2200 mm	SBE0862SNA	15.548 kg
Basic Panel Special Width, Weld Mesh, 905x2200 mm	SBE0905SNA	16.018 kg
Basic Panel Special Width, Weld Mesh, 948x2200 mm	SBE0948SNA	16.487 kg
Basic Panel Special Width, Weld Mesh, 991x2200 mm	SBE0991SNA	16.956 kg
Basic Panel Special Width, Weld Mesh, 1034x2200 mm	SBE1034SNA	17.425 kg
Basic Panel Special Width, Weld Mesh, 1077x2200 mm	SBE1077SNA	17.894 kg
Basic Panel Special Width, Weld Mesh, 1120x2200 mm	SBE1120SNA	18.363 kg
Basic Panel Special Width, Weld Mesh, 1163x2200 mm	SBE1163SNA	18.832 kg
Basic Panel Special Width, Weld Mesh, 1206x2200 mm	SBE1206SNA	19.301 kg
Basic Panel Special Width, Weld Mesh, 1249x2200 mm	SBE1249SNA	19.770 kg
Basic Panel Special Width, Weld Mesh, 1292x2200 mm	SBE1292SNA	20.239 kg
Basic Panel Special Width, Weld Mesh, 1335x2200 mm	SBE1335SNA	20.708 kg
Basic Panel Special Width, Weld Mesh, 1378x2200 mm	SBE1378SNA	21.177 kg
Basic Panel Special Width, Weld Mesh, 1421x2200 mm	SBE1421SNA	21.646 kg
Basic Panel Special Width, Weld Mesh, 1464x2200 mm	SBE1464SNA	22.115 kg

Drawing dimensions in mm



Left-hand hung Single Door

Design tip:

Safety fence door elements may need to be additionally grounded.

Application

For general safety fencing

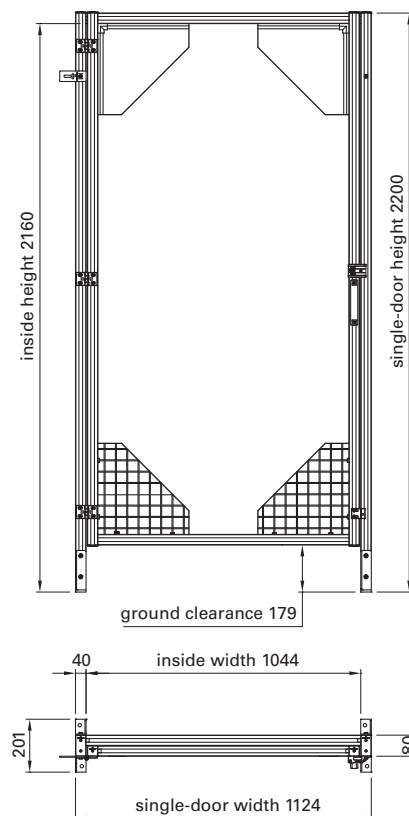
Technical Data

Material: EN AW-6063-T66 clear anodized aluminum; galvanized steel, powder-coated, chrome silver steel; black ABS V0 composite; Weld Mesh or Polycarbonate; conductive Weld Mesh and frame; Safety Fence Floor Bracket height adjustable from - 20 / + 5 mm

Scope of Delivery

Completely pre-assembled, consisting of:

- 2 Post Extrusions 40 x 80 PIL4180
 - 1 Horizontal Extrusion 40 x 40 PIL4140
 - 4 Door Panel Extrusions 40 x 40 PIL4140
 - 6 Fasteners FAS4041
 - 1 Safety Fence Fastener TIN4511
 - 4 End Caps CAP4041
 - 2 End Caps CAP4081
 - 4 Safety Fence Floor Brackets BAP2051
 - 1 Handle DOR4501
 - 3 Hinges DOR4511
 - 1 Door Catch DOR4553
 - 1 Door Stop DOR4555
- Panel option according to the order code:
- Weld Mesh with Weld Mesh Clip and Safety Fence Mesh Retainer
 - Polycarbonate with Panel Profile



Order Code

Description	Order Code	Weight
Basic Single Door, Weld Mesh, hinge on the left	SBS1044SLA	29.974 kg
Basic Single Door, Weld Mesh, hinge on the right	SBS1044SRA	29.974 kg
Basic Single Door, Polycarbonate, hinge on the left	SBS1044PLA	31.795 kg
Basic Single Door, Polycarbonate, hinge on the right	SBS1044PRA	31.795 kg

Drawing dimensions in mm

SBD2083

Basic Double Door



Left-hand hung Double Door

Design tip:

Safety fence door elements may need to be additionally grounded.

Application

For general safety fencing

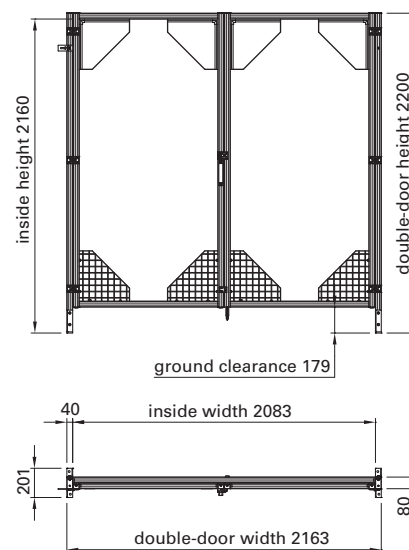
Technical Data

Material: EN AW-6063-T66 clear anodized aluminum; galvanized steel, powder-coated, chrome silver steel; black ABS V0 composite; Weld Mesh or Polycarbonate; conductive Weld Mesh and frame; Safety Fence Floor Bracket height adjustable from - 20 / + 5 mm

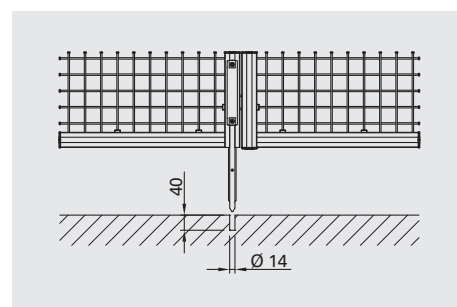
Scope of Delivery

Completely pre-assembled, consisting of:

- 2 Post Extrusions 40 x 80 PIL4180
 - 1 Horizontal Extrusion 40 x 40 PIL4140
 - 8 Door Panel Extrusions 40 x 40 PIL4140
 - 10 Fasteners FAS4041
 - 1 Safety Fence Fastener TIN4511
 - 7 End Caps CAP4041
 - 2 End Caps CAP4081
 - 4 Safety Fence Floor Brackets BAP2051
 - 1 Handle DOR4501
 - 6 Hinges DOR4511
 - 1 Door Catch DOR4553
 - 1 Door Stop DOR4555
 - 1 Floor Catch DOR4561
- Panel option according to the order code:
- Weld Mesh with Weld Mesh Clip and Safety Fence Mesh Retainer
 - Polycarbonate with Panel Profile



Floor Catch



Order Code

Description	Order Code	Weight
Basic Double Door, Weld Mesh, hinge on the left	SBD2083SLA	48.098 kg
Basic Double Door, Weld Mesh, hinge on the right	SBD2083SRA	48.098 kg
Basic Double Door, Polycarbonate, hinge on the left	SBD2083PLA	51.739 kg
Basic Double Door, Polycarbonate, hinge on the right	SBD2083PRA	51.739 kg

Drawing dimensions in mm



Sliding door opening on right

Application

For general safety fencing

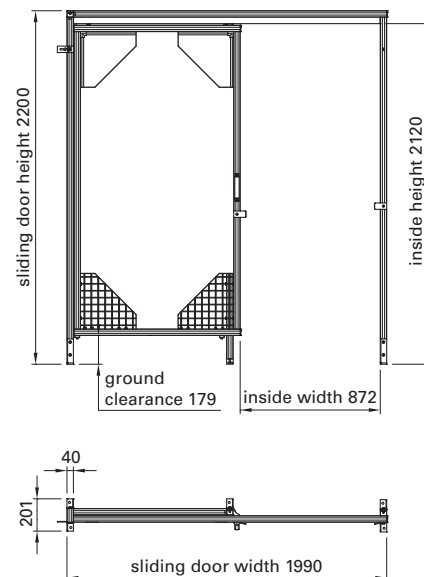
Technical Data

Material: EN AW-6063-T66 clear anodized aluminum; galvanized steel, powder-coated, chrome silver steel; black ABS V0 composite; Weld Mesh or Polycarbonate; conductive Weld Mesh and frame; Safety Fence Floor Bracket height adjustable from - 20 / + 5 mm


Scope of Delivery

Completely pre-assembled, consisting of:

- 2 Post Extrusions 40 x 80 PIL4180
 - 1 Horizontal Extrusion 40 x 40 PIL4140
 - 4 Sliding Door Extrusions 40 x 40 PIL4140
 - 3 Fixed Panel Extrusions 40 x 40 PIL4140
 - 10 Fasteners FAS4041
 - 1 Fastener FAS4081
 - 1 Safety Fence Fastener TIN4511
 - 9 End Caps CAP4041
 - 5 Safety Fence Floor Brackets BAP2051
 - 2 Roller Sets DOR4031
 - 2 Sliding Door Stops DOR4032
 - 1 Sliding Door Track DOL4034
 - 1 Handle DOR4501
 - 2 Centering Guides DOR4571
 - 2 Sliders DOR4573
- Panel option according to the order code:
- Weld Mesh with Weld Mesh Clip and Safety Fence Mesh Retainer
 - Polycarbonate with Panel Profile

**Rubber stop**

Rubber stop with retention spring

**Design tip:**




Safety fence door elements may need to be additionally grounded.

Order Code

Description	Order Code	Weight
Basic Sliding Door, Weld Mesh, opening on the left	SBF0872SLA	46.060 kg
Basic Sliding Door, Weld Mesh, opening on the right	SBF0872SRA	46.060 kg
Basic Sliding Door, Polycarbonate, opening on the left	SBF0872PLA	50.202 kg
Basic Sliding Door, Polycarbonate, opening on the right	SBF0872PRA	50.202 kg

Drawing dimensions in mm

Safety Fence Application Examples

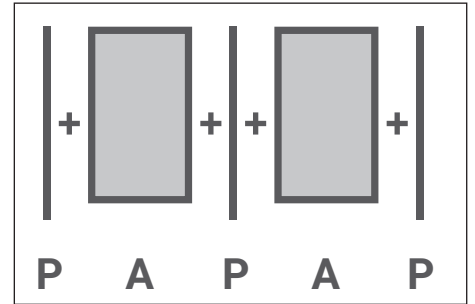


Allround System


The Allround system offers high flexibility. Panels can be attached and removed from the pre-assembled posts. This allows for easy access to the safety area without disconnecting any accessories attached to the posts, e.g. air hoses, safety equipment etc. The Allround system is capable of stopping up to 80 kg at 10 km/h.

How does the Allround system work?

In the Allround System, Allround panels (A) are fitted and bolted to the pre-assembled posts (P).



Allround System Overview



Panel Options


Weld Mesh with Weld Mesh Clip



Polycarbonate with Panel Profile



Allround Panel and Post



Allround Doors

Single Door




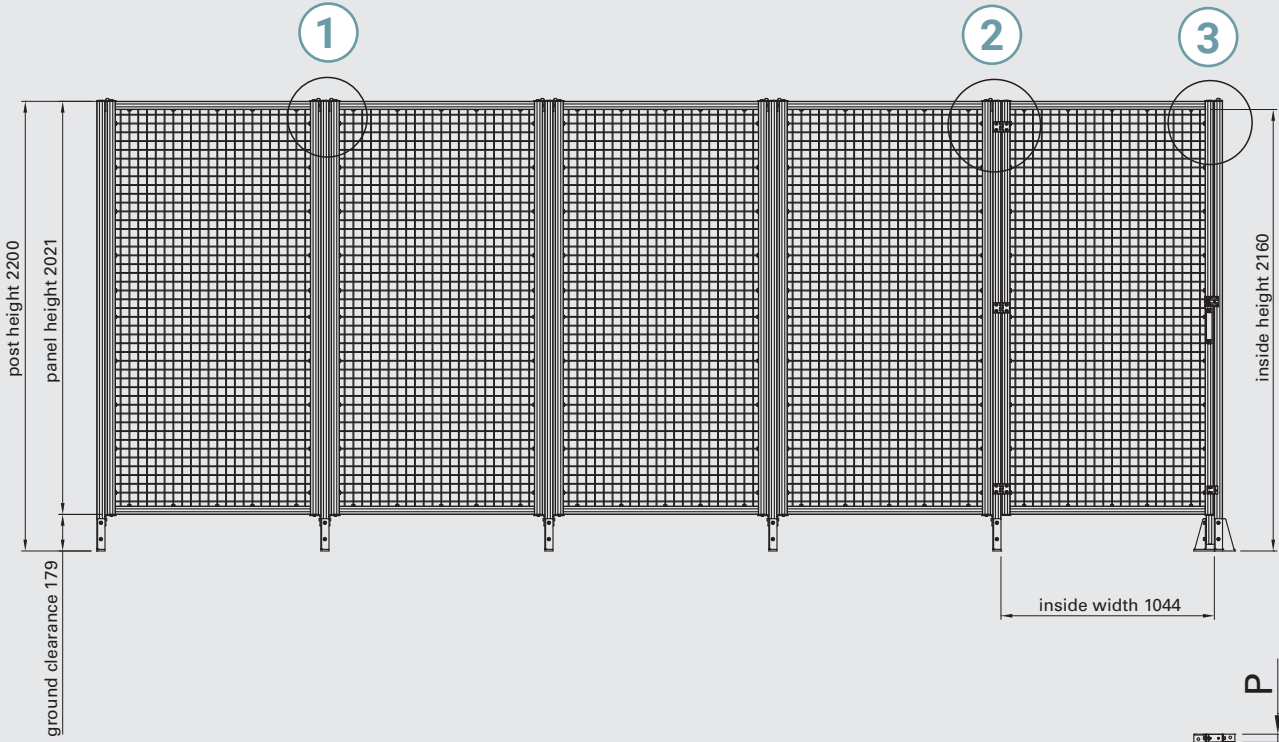
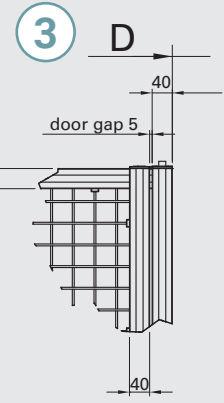
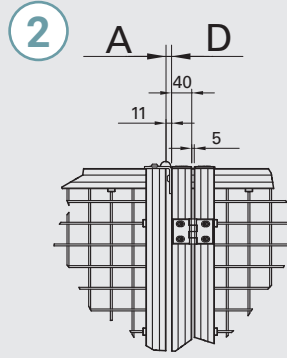
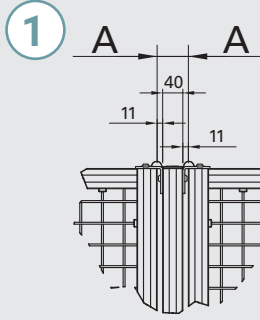
Double Door




Sliding Door



Allround System Dimensions



**Panel Options:**

Weld Mesh or
4 mm thick Polycarbonate

Application

For general safety fencing in combination with Allround posts

Technical Data

Material: EN AW-6063-T66 clear anodized aluminum; galvanized steel; Weld Mesh or Polycarbonate; conductive Weld Mesh and frame

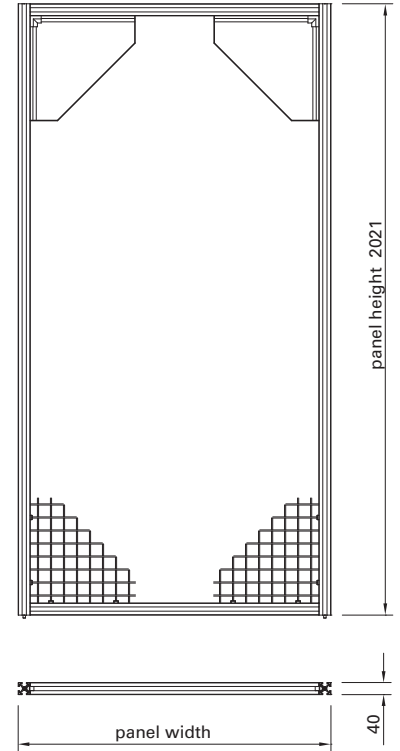
Scope of Delivery

Completely pre-assembled, consisting of:

- 4 Extrusions 40x40 PIL4140
 - 4 Fasteners FAS4041
 - 2 Bolts SSP4900
- Panel option according to the order code:
- Weld Mesh with Weld Mesh Clip and Safety Fence Mesh Retainer
 - Polycarbonate with Panel Profile

Design tip:


Standard widths offer an outstanding price/performance ratio and quick delivery.



Order Code

Description	Order Code	Weight
Allround Panel Standard Width, Weld Mesh, 518x2021 mm	SAE0518SNN	10.034 kg
Allround Panel Standard Width, Weld Mesh, 776x2021 mm	SAE0776SNN	12.847 kg
Allround Panel Standard Width, Weld Mesh, 1034x2021 mm	SAE1034SNN	15.661 kg
Allround Panel Standard Width, Weld Mesh, 1507x2021 mm	SAE1507SNN	20.820 kg
Allround Panel Standard Width, Polycarbonate, 518x2021 mm	SAE0518PNN	11.230 kg
Allround Panel Standard Width, Polycarbonate, 776x2021 mm	SAE0776PNN	14.356 kg
Allround Panel Standard Width, Polycarbonate, 1034x2021 mm	SAE1034PNN	17.482 kg
Allround Panel Standard Width, Polycarbonate, 1507x2021 mm	SAE1507PNN	23.214 kg

Drawing dimensions in mm



Panel Options:
Weld Mesh or
4 mm thick Polycarbonate



Application

For general safety fencing in combination with Allround posts

Technical Data

Material: EN AW-6063-T66 clear anodized aluminum; galvanized steel, Weld Mesh or Polycarbonate; conductive Weld Mesh and frame

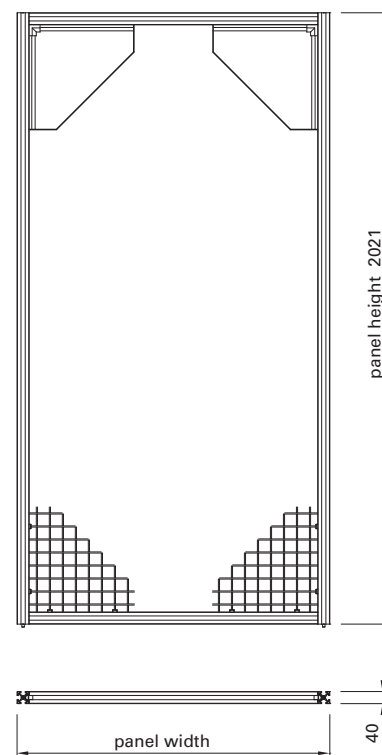
Scope of Delivery

Completely pre-assembled, consisting of:

- 4 Extrusions 40x40 PIL4140
 - 4 Fasteners FAS4041
 - 2 Bolts SSP4900
- Panel option according to the order code:
- Weld Mesh with Weld Mesh Clip and Safety Fence Mesh Retainer
 - Polycarbonate with Panel Profile

Note for Polycarbonate panel option:

Any special widths from 152 to 1506 mm are available for 4 mm thick Polycarbonate panel option



Order Code

Description	Order Code	Weight
Allround Panel Special Width, Weld Mesh, 131x2021 mm	SAE0131SNN	5.815 kg
Allround Panel Special Width, Weld Mesh, 174x2021 mm	SAE0174SNN	6.283 kg
Allround Panel Special Width, Weld Mesh, 217x2021 mm	SAE0217SNN	6.752 kg
Allround Panel Special Width, Weld Mesh, 260x2021 mm	SAE0260SNN	7.221 kg
Allround Panel Special Width, Weld Mesh, 303x2021 mm	SAE0303SNN	7.690 kg
Allround Panel Special Width, Weld Mesh, 346x2021 mm	SAE0346SNN	8.159 kg
Allround Panel Special Width, Weld Mesh, 389x2021 mm	SAE0389SNN	8.628 kg
Allround Panel Special Width, Weld Mesh, 432x2021 mm	SAE0432SNN	9.096 kg
Allround Panel Special Width, Weld Mesh, 475x2021 mm	SAE0475SNN	9.565 kg
Allround Panel Special Width, Weld Mesh, 561x2021 mm	SAE0561SNN	10.503 kg
Allround Panel Special Width, Weld Mesh, 604x2021 mm	SAE0604SNN	10.972 kg
Allround Panel Special Width, Weld Mesh, 647x2021 mm	SAE0647SNN	11.441 kg
Allround Panel Special Width, Weld Mesh, 690x2021 mm	SAE0690SNN	11.909 kg
Allround Panel Special Width, Weld Mesh, 733x2021 mm	SAE0733SNN	12.378 kg
Allround Panel Special Width, Weld Mesh, 819x2021 mm	SAE0819SNN	13.316 kg
Allround Panel Special Width, Weld Mesh, 862x2021 mm	SAE0862SNN	13.785 kg
Allround Panel Special Width, Weld Mesh, 905x2021 mm	SAE0905SNN	14.254 kg
Allround Panel Special Width, Weld Mesh, 948x2021 mm	SAE0948SNN	14.723 kg
Allround Panel Special Width, Weld Mesh, 991x2021 mm	SAE0991SNN	15.192 kg
Allround Panel Special Width, Weld Mesh, 1077x2021 mm	SAE1077SNN	16.130 kg
Allround Panel Special Width, Weld Mesh, 1120x2021 mm	SAE1120SNN	16.599 kg
Allround Panel Special Width, Weld Mesh, 1163x2021 mm	SAE1163SNN	17.068 kg
Allround Panel Special Width, Weld Mesh, 1206x2021 mm	SAE1206SNN	17.537 kg
Allround Panel Special Width, Weld Mesh, 1249x2021 mm	SAE1249SNN	18.006 kg
Allround Panel Special Width, Weld Mesh, 1292x2021 mm	SAE1292SNN	18.475 kg
Allround Panel Special Width, Weld Mesh, 1335x2021 mm	SAE1335SNN	18.944 kg
Allround Panel Special Width, Weld Mesh, 1378x2021 mm	SAE1378SNN	19.413 kg
Allround Panel Special Width, Weld Mesh, 1421x2021 mm	SAE1421SNN	19.882 kg
Allround Panel Special Width, Weld Mesh, 1464x2021 mm	SAE1464SNN	20.351 kg

Drawing dimensions in mm

**Application**

Posts for Safety Fence Components

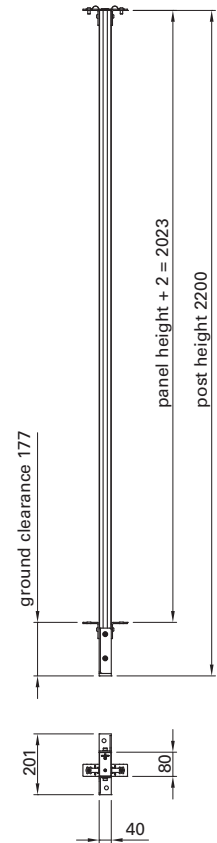
Technical Data

Material: EN AW-6063-T66 clear anodized aluminum; galvanized steel, powder-coated, chrome silver steel; black ABS V0 composite, conductive, Safety Fence Floor Bracket height adjustable 20 - 5 mm with Screw Retainer

Scope of Delivery

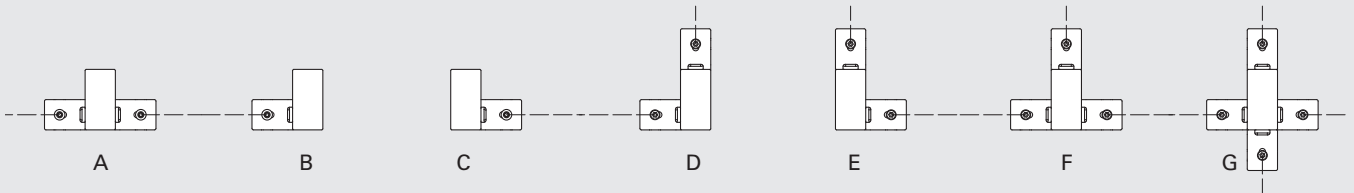
Completely pre-assembled, consisting of:

- 1 Post Extrusion 40 x 80 PIL4180
- 90° Safety Fence Fastener TIN4520 incl. mounting material
- 1 End Cap CAP4081
- 2 Safety Fence Floor Brackets BAP2051
- Screw Retainer SSP5500 as per attachment option



Attachment of Safety Fence Fastener,
Type A

Safety Fence Fastener Attachment Options



Order Code

Description	Order Code	Weight
Allround Post, attachment option A	SAP4180ANA	6.467 kg
Allround Post, attachment option B	SAP4180BNA	6.187 kg
Allround Post, attachment option C	SAP4180CNA	6.187 kg
Allround Post, attachment option D	SAP4180DNA	6.467 kg
Allround Post, attachment option E	SAP4180ENA	6.467 kg
Allround Post, attachment option F	SAP4180FNA	6.747 kg
Allround Post, attachment option G	SAP4180GNA	7.027 kg

Drawing dimensions in mm

SAS1044

Allround Single Door



Left-hand hung Single Door

Design tip:

Safety fence door elements may need to be additionally grounded.

Application

For general safety fencing

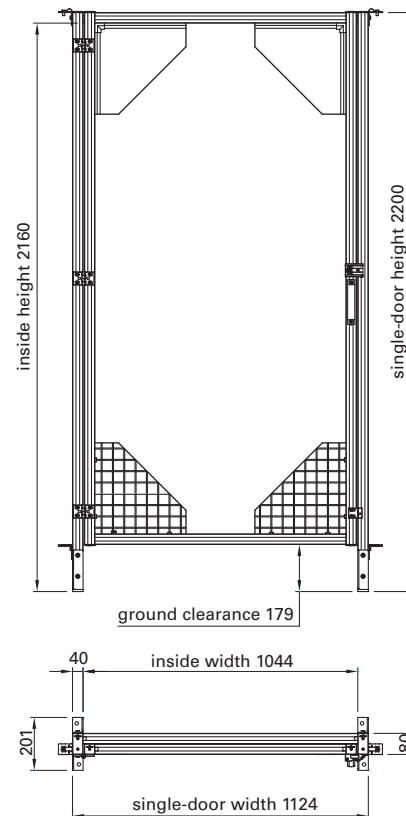
Technical Data

Material: EN AW-6063-T66 clear anodized aluminum; galvanized steel, powder-coated, chrome silver steel; black ABS V0 composite; Weld Mesh or Polycarbonate; conductive Weld Mesh and frame; Safety Fence Floor Bracket height adjustable - 20 / + 5 mm, with Screw Retainer

Scope of Delivery

Completely pre-assembled, consisting of:

- 2 Post Extrusions 40 x 80 PIL4180
 - 1 Horizontal Extrusion 40 x 40 PIL4140
 - 4 Door Panel Extrusions 40 x 40 PIL4140
 - 6 Fasteners FAS4041
 - 4 90° Safety Fence Fasteners TIN4521
 - 4 End Caps CAP4041
 - 2 End Caps CAP4081
 - 4 Safety Fence Floor Brackets BAP2051
 - 1 Handle DOR4501
 - 3 Hinges DOR4511
 - 1 Door Catch DOR4553
 - 1 Door Stop DOR4555
 - 2 Screw Retainers SSP5500
- Panel option according to the order code:
- Weld Mesh with Weld Mesh Clip and Safety Fence Mesh Retainer
 - Polycarbonate with Panel Profile



Order Code

Description	Order Code	Weight
Allround Single Door, Weld Mesh, hinge on the left	SAS1044SLA	30.381 kg
Allround Single Door, Weld Mesh, hinge on the right	SAS1044SRA	30.381 kg
Allround Single Door, Polycarbonate, hinge on the left	SAS1044PLA	32.202 kg
Allround Single Door, Polycarbonate, hinge on the right	SAS1044PRA	32.202 kg

Drawing dimensions in mm



Left-hand hung Double Door

Design tip:

Safety fence door elements may need to be additionally grounded.

Application

For general safety fencing

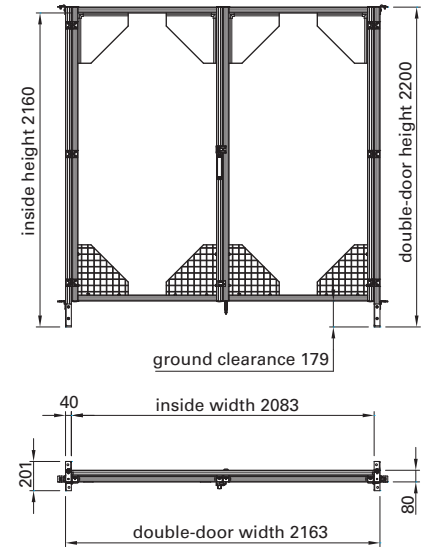
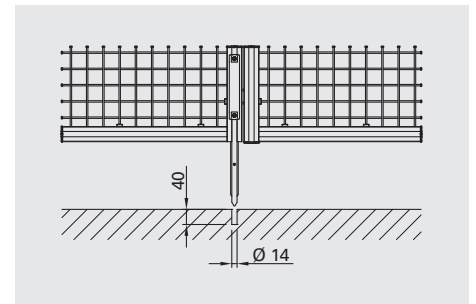
Technical Data

Material: EN AW-6063-T66 clear anodized aluminum; galvanized steel, powder-coated, chrome silver steel; black ABS V0 composite; Weld Mesh or Polycarbonate; conductive Weld Mesh and frame; Safety Fence Floor Bracket height adjustable - 20 / + 5 mm, with Screw Retainer

Scope of Delivery

Completely pre-assembled, consisting of:

- 2 Post Extrusions 40 x 80 PIL4180
 - 1 Horizontal Extrusion 40 x 40 PIL4140
 - 8 Door Panel Extrusions 40 x 40 PIL4140
 - 10 Fasteners FAS4041
 - 4 90° Safety Fence Fasteners TIN4521
 - 7 End Caps CAP4041
 - 2 End Caps CAP4081
 - 4 Safety Fence Floor Brackets BAP2051
 - 1 Handle DOR4501
 - 6 Hinges DOR4511
 - 1 Door Catch DOR4553
 - 1 Door Stop DOR4555
 - 1 Floor Catch DOR4561
 - 2 Screw Retainers SSP5500
- Panel option according to the order code:
- Weld Mesh with Weld Mesh Clip and Safety Fence Mesh Retainer
 - Polycarbonate with Panel Profile

**Floor Catch****Order Code**

Description	Order Code	Weight
Allround Double Door, Weld Mesh, hinge on the left	SAD2083SLA	48.505 kg
Allround Double Door, Weld Mesh, hinge on the right	SAD2083SRA	48.505 kg
Allround Double Door, Polycarbonate, hinge on the left	SAD2083PLA	52.146 kg
Allround Double Door, Polycarbonate, hinge on the right	SAD2083PRA	52.146 kg

Drawing dimensions in mm

SAF0872

Allround Sliding Door



Sliding door opening on right

Application

For general safety fencing

Technical Data

Material: EN AW-6063-T66 clear anodized aluminum; galvanized steel, powder-coated, chrome silver steel; black ABS V0 composite; Weld Mesh or Polycarbonate; conductive Weld Mesh and frame; Safety Fence Floor Bracket height adjustable - 20 / + 5 mm, with Screw Retainer

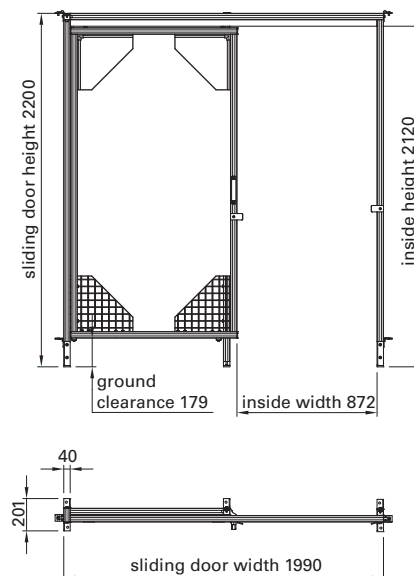
Scope of Delivery

Completely pre-assembled, consisting of:


- 2 Post Extrusions 40 x 80 PIL4180
 - 1 Horizontal Extrusion 40 x 40 PIL4140
 - 4 Sliding Door Extrusions 40 x 40 PIL4140
 - 3 Fixed Panel Extrusions 40 x 40 PIL4140
 - 10 Fasteners FAS4041
 - 1 Fastener FAS4081
 - 4 90° Safety Fence Fasteners TIN4521
 - 9 End Caps CAP4041
 - 5 Safety Fence Floor Brackets BAP2051
 - 2 Roller Sets DOR4031
 - 2 Sliding Door Stops DOR4032
 - 1 Sliding Door Track DOL4034
 - 1 Handle DOR4501
 - 2 Centering Guides DOR4571
 - 2 Sliders DOR4573
 - 2 Screw Retainers SSP5500
- Panel option according to the order code:
- Weld Mesh with Weld Mesh Clip and Safety Fence Mesh Retainer
 - Polycarbonate with Panel Profile

Design tip:

Safety fence door elements may need to be additionally grounded.

**Rubber stop**

Rubber stop with retention spring

**Order Code**

Description	Order Code	Weight
Allround Sliding Door, Weld Mesh, opening on the left	SAF0872SLA	46.452 kg
Allround Sliding Door, Weld Mesh, opening on the right	SAF0872SRA	46.452 kg
Allround Sliding Door, Polycarbonate, opening on the left	SAF0872PLA	50.593 kg
Allround Sliding Door, Polycarbonate, opening on the right	SAF0872PRA	50.593 kg

Drawing dimensions in mm